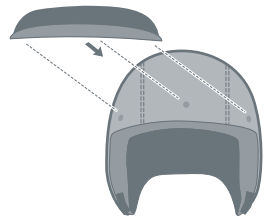
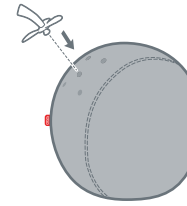


EGG | Add-on instruction illustrations



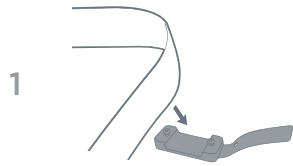
suncap

Placement: Three front perforations
Instructions: Snap on the middle pin first followed by the the two side pins.



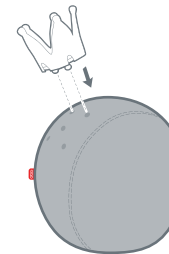
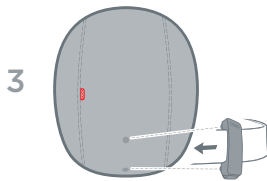
fruitstalk

Placement: Top middle perforations
Instructions: Snap on the fruitstalk to the helmet



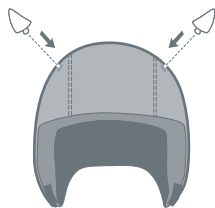
skiclip

Placement: Back bottom perforations.
Instructions: Open Skiclip, wrap it around goggle band and close. Snap on closed skiclip to the helmet.



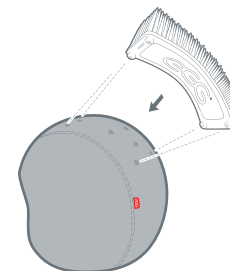
princess

Placement: Top left and right perforations
Instructions: Snap on the two pins of the Princess to the helmet



horns

Placement: Top left and right perforations
Instructions: Snap on each horn to the helmet



mohawk

Placement: Top left and right perforations
Instructions: Snap on the Mohawk to the helmet noting the frontside of it.